

INSTRUCTION SHEET

POWERTEC®

Center Finder

MODEL NO. 71080



- Used to find the center on circular, square and octagon shaped stock up to 8" and on hexagonal shaped stock up to 5-3/4"

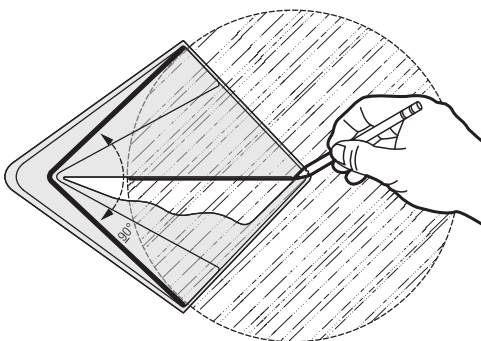
PACKAGING CONTENTS

1 - Center finder

TO USE

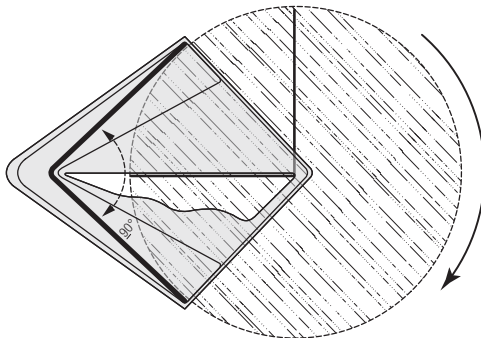
NOTE: The center finder features two V-stops, one on either side, for enhanced versatility. The 60° V-Stop side is ideal for circular and hexagonal shapes. The 90° V-Stop is great for square, octagonal and circular shapes as well.

1. Slide the stock firmly into the center finder against the V-stop.

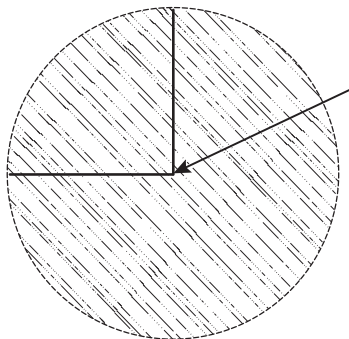


2. Score the first line using the straight edge as a guide.

3. Rotate the stock 90° and score the second line.



4. Remove the stock. The point where the two lines intersect is the center of the stock.



NOTE: On ovals and rectangles, move the stock up in the V-Stop to accommodate for the longer side and shape.

Visit us on the web at powertecproducts.com

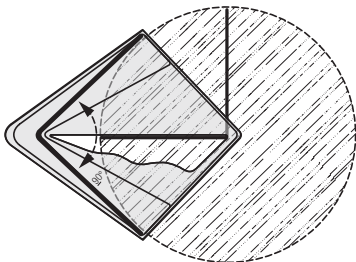


Put these instructions and the original sales invoice in a safe, dry place for future reference.

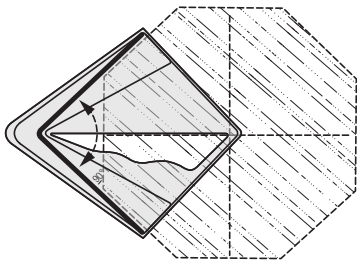
Southern Technologies, LLC
Waukegan, IL 60087

19-0626

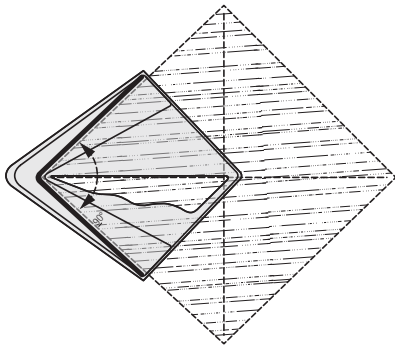
SHAPES MAXIMUM SIZE



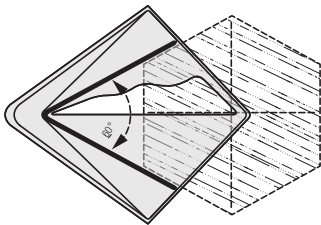
8" Circle



8" Octogan



8" Square



5-3/4" Hexagon